


DATA SHEET

# DOUBLE CHAMBER MACHINE BASIC-X 520



## TECHNICAL DATA



Inner chamber dimensions	610 x 670 x 210 mm*
External dimensions	1390 x 1030 x 1100 mm*
Seal length	520 mm
Vacuum pump	63 m <sup>3</sup> /h   100 m <sup>3</sup> /h
Control system	Z 4000-4 SENSOR
Weight	262 kg   282 kg
Power supply	3 Phasen, 230 / 400 V, 50 Hz**



Germanmade


\* width x depth x height  
\*\* special voltages on request

All dimensions are approximate.  
We reserve the right to make technical changes  
and improvements without notice.

## INSPIRING VACUUM TECHNOLOGY

- Perfect finish
- Easy handling
- Precise control system
- Maximum durability
- Wide range of applications
- 99% vacuum
- Proof and reliable sealing
- Simple cleaning
- Service-friendly

## MACHINE STRUCTURE



High-quality and stable lid

Sealing in the lid with pressure hoses. Supportable with compressed air

Programmable sensor control system Z 4000-4 SENSOR

Mobile, plug-and-play unit with integrated vacuum pump

Four robust stainless steel rollers of which two are lockable

## CONTROL SYSTEM

Our Z 4000-4 SENSOR control system allows precise adjustment of the parameters: vacuum, gas and sealing. The clear interface enables easy operation and ensures the reproducibility of the packaging result.

### Benefits:

- Intuitive user interface
- Splash water protection
- Quick stop function
- Service program
- 99 program memory
- Precise sensor for vacuum and gas
- Four short-cut buttons



## VACUUM PUMP

Our Boss vacuum packaging machines are equipped with powerful oil-lubricated rotary vane vacuum pumps made by company Busch.

Technical data	Busch	
Nominal pumping speed	63 m <sup>3</sup> /h	100 m <sup>3</sup> /h
Ultimate pressure (mBar)	0,1	0,1
Nominal motor rating (kW*)	ca. 1,5	ca. 2,2
Nominal motor speed (U/min)	1500	1500
Noise level (ISO 2151) (dB)	65	65
Oil capacity (liter)	1	2

\* depends on the voltage supply



## SEALING SYSTEMS


Double sealing



Flat wire:  
6 x 0,3 mm



Simple cut-off sealing



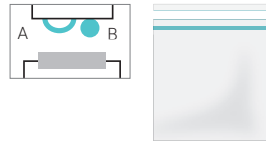
Round wire: 1,2 mm Ø  
Flat wire: 4 x 0,2 mm




Separately adjustable  
cut-off weld



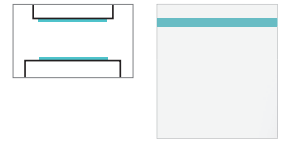
Round wire: 1,2 mm Ø  
Flat wire: 4 x 0,2 mm



Over-/under seal weld



Flat wire above: 8 x 0,2 mm  
Flat wire below: 6 x 0,2 mm



## ACCESSORIES

1. Stronger vacuum pump 100 m<sup>3</sup>/h
2. Simple cut-off welding, separately adjustable cut-off seal or top/bottom welding
3. Reduction of the volume in the lid (strong specially shaped insertion plate with stainless steel fastenings)
4. Set of wearing parts (teflon, wire, lid gasket, silicone for pressure bars)
5. Gas flush device, 4x3 nozzles
6. Slow air release
7. Packaging (stable cardboard box on wooden pallet)

